

# QuantiFERON®-TB Gold Plus

Guide to selecting the best blood  
collection option for your laboratory

Sample to Insight



# Take control of your TB testing workflow with new QFT<sup>®</sup>-Plus blood collection options



Accurate QuantiFERON-TB Gold Plus (QFT-Plus) test results start with proper blood sample handling. The QFT-Plus test can be performed by collecting 1 ml of whole blood directly into each of four QFT-Plus blood collection tubes. Alternatively, blood can now be drawn into a single blood collection tube containing lithium heparin as the anticoagulant.

QFT-Plus offers industry-leading flexible blood collection options. Select the workflow that best meets your laboratory needs.

## Option 1: Direct blood draw into QFT-Plus Blood Collection Tubes

Direct draw into QFT-Plus Blood Collection Tubes provides immediate antigen exposure to fresh blood samples. The overall direct draw workflow also mirrors the previous QuantiFERON-TB Gold workflow.

### Direct draw into QFT-Plus Blood Collection Tubes – up to 16 hours

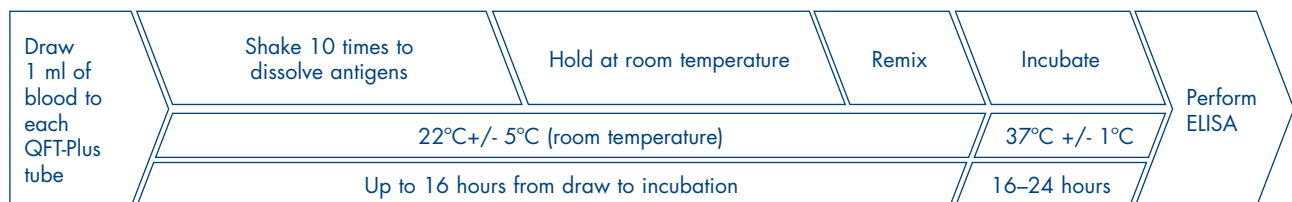


Figure 1. Blood collection option: Direct draw into QFT-Plus Blood Collection Tubes and hold at room temperature.\*

## Example applications of the direct draw workflow

1	<b>Time</b>	<b>Up to 16 hours</b>	<b>16–24 hours</b>	<b>Up to 3 days</b>
	<b>Process</b>	Draw blood to QFT-Plus tubes and place in 37°C incubator	Incubate QFT-Plus tubes at the blood collection site	Ship samples to the testing lab
2	<b>Time</b>	<b>Up to 16 hours</b>	<b>16–24 hours</b>	
	<b>Process</b>	Draw blood to QFT-Plus tubes and ship samples to the testing lab	Incubate samples in 37°C incubator at the testing lab	

## Option 2: Blood draw into a single lithium-heparin tube

The lithium-heparin tube option requires only a single tube of blood to be drawn for each patient, and blood is collected using standard phlebotomy practices. After blood collection, samples can be held at room temperature for up to 12 hours, or at 2–8°C for 16–48 hours, prior transfer to QFT-Plus Blood Collection Tubes.

### Lithium-Heparin Tube Room Temperature Storage and Handling—up to 12 hours

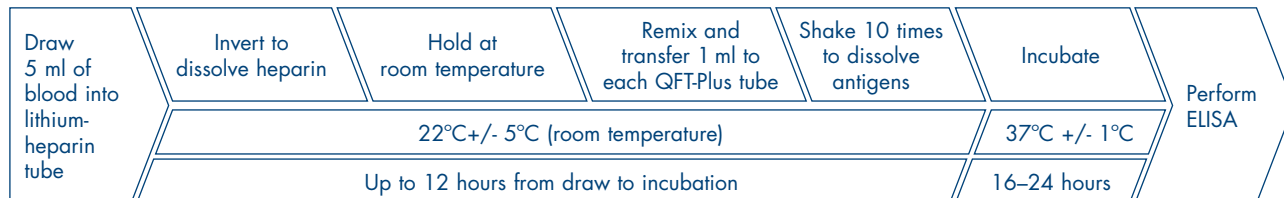


Figure 2. Blood collection option: Draw into lithium-heparin tube and hold at room temperature.\*

### Lithium-Heparin Tube Refrigerated Storage and Handling—up to 53 hours

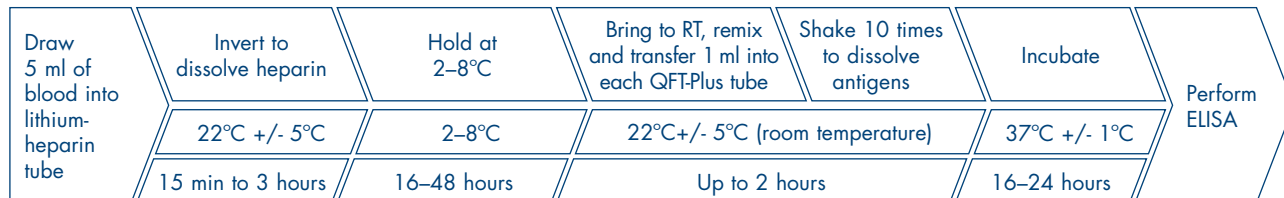


Figure 3. Blood collection option: Draw into lithium-heparin tube and hold at 2–8°C.\*

## Example applications of the lithium-heparin draw workflow

1	Time	Up to 12 hours		16–24 hours	
	Process	Draw blood to lithium-heparin tube and ship sample to the testing lab	Transfer sample to QFT-Plus tubes at the testing lab and place in 37°C incubator	Incubate QFT-Plus tubes at the testing lab	
2	Time	53 hours from blood draw to incubation			
	Process	15 min to 3 hours	16–48 hours	Up to 2 hours	16–24 hours
		Draw blood to lithium-heparin tube	Hold and ship samples to the testing lab at 2–8°C	Transfer sample to QFT-Plus tubes at the testing lab and place in 37°C incubator	Incubate QFT-Plus tubes at the testing lab

\*For comprehensive instructions for use, refer to the QFT-Plus ELISA package insert.

## Choose the blood collection option that ensures accurate results for your facility

QFT-Plus testing provides a streamlined assay from sample collection to clinical insight, improving the efficiency and accuracy of your TB testing.

Workflow considerations	Direct draw to QFT-Plus blood tubes	Draw to single lithium-heparin tube
Workflow unchanged compared to QFT	●	
Standard lithium-heparin tube phlebotomy		●
Room temperature storage and shipping prior to sample incubation	●	●
Refrigerated storage and shipping prior to sample incubation		●
Incubation of QFT-Plus tubes at the blood collection site	●	
Incubation of QFT-Plus tubes at the testing lab	●	●
Extended time from sample collection to incubation		●
Centralized QFT-Plus tube storage and handling		●

For comprehensive instructions, including instructions for performing the QFT-Plus ELISA, refer to the QFT-Plus package insert.

To find out more about QuantiFERON-TB Gold Plus, visit [www.QuantiFERON.com](http://www.QuantiFERON.com) or contact your local QFT-Plus sales representative.

QFT-Plus is an in vitro diagnostic aid for detection of *Mycobacterium tuberculosis* infection. It uses a peptide cocktail simulating ESAT-6 and CFP-10 proteins to stimulate cells in heparinized whole blood. Detection of interferon- $\gamma$  (IFN- $\gamma$ ) by ELISA is used to identify in vitro responses to these peptide antigens that are associated with *Mycobacterium tuberculosis* infection. QFT-Plus is an indirect test for *M. tuberculosis* infection (including disease) and is intended for use in conjunction with risk assessment, radiography, and other medical and diagnostic evaluations.

Up-to-date licensing information and product-specific disclaimers can be found at [www.QuantiFERON.com](http://www.QuantiFERON.com).

Trademarks: QIAGEN®, Sample to Insight®, QuantiFERON®, QFT® (QIAGEN Group). Registered names, trademarks, etc. used in this document, even when not specifically marked as such, are not to be considered unprotected by law. 1107787 07/2017 PROM-11180-001 © 2017 QIAGEN, all rights reserved.

Ordering [www.qiagen.com/shop](http://www.qiagen.com/shop) | Technical Support [support.qiagen.com](http://support.qiagen.com) | Website [www.QuantiFERON.com](http://www.QuantiFERON.com)